



GEDA[®]

**SIMPLE
COMFORT
COMFORT MAXI**

LANDING LEVEL SAFETY GATE


®

GEDA

GEDA® - Landing level safety gate for persons and material

The **GEDA®** landing level safety gate is designed for use with passenger and material hoists and transport platforms of all makers.

Secure with **GEDA®**! The inexpensive, simple and modular solution for your individual requirements.



electrical control for landing stop, plug-in type



Landing level safety gate "Comfort" opening direction: right side



Landing level safety gate "Comfort" opening direction: left side



sliding door



bis 3.0 m (3.07 m)

beam

Landing level safety gate "Comfort" - flexible and compatible

- modular design
- simple and easy erection
- suitable for all 3.0 m (3.07 m) wide scaffold sections
- choice of left or right hand opening
- double mechanical door locking
- control for landing level stop (plug-in type) with safety limit switch can be retrofitted electrically
- opening width up to 1.45 m
- all parts hot dip galvanised



Landing level safety gate "Comfort"-Maxi

- opening width up to 2.8 m



First mechanical door locking



Second mechanical door locking



Fastening suitable for all scaffold types (also modular scaffolds)

Wall-to-ground-fastening

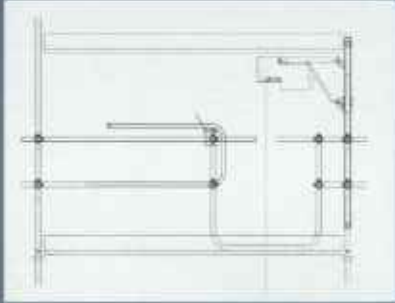


GEDA® - Landing level safety gate for material

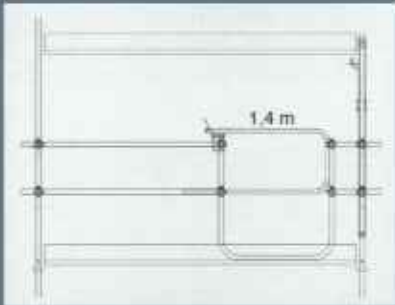
LANDING LEVEL SAFETY GATE "SIMPLE"

- easy and simple erection
- suitable for all scaffold sections
- choice of left or right hand opening
- mechanical door locking
- can be retrofitted electrically
- opening width up to 1.4 m
- all parts hot dip galvanised

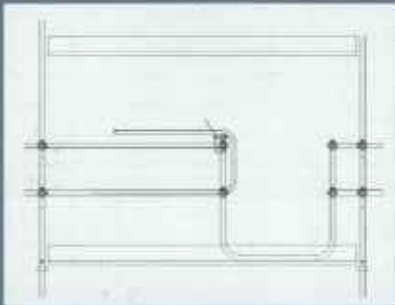
For all swivel arm hoists and scaffolding hoists



For all material hoists closed



For all material hoists opened



Landing level safety gate "Simple" for all swivel arm hoists and scaffolding hoists.



...for all material hoists